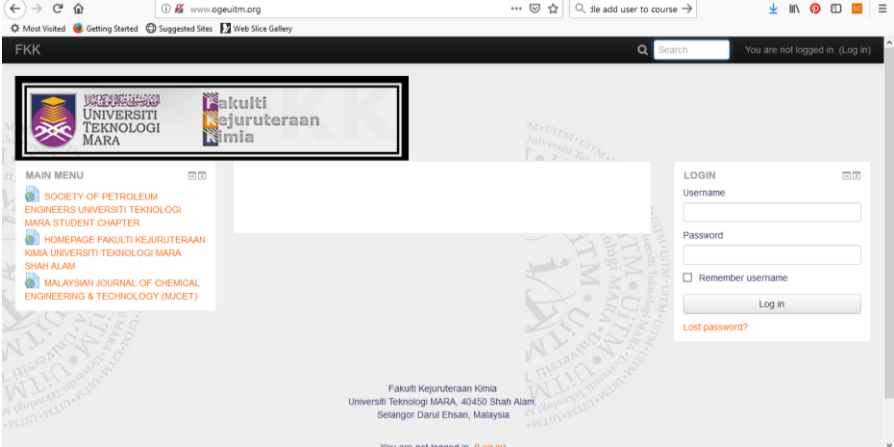
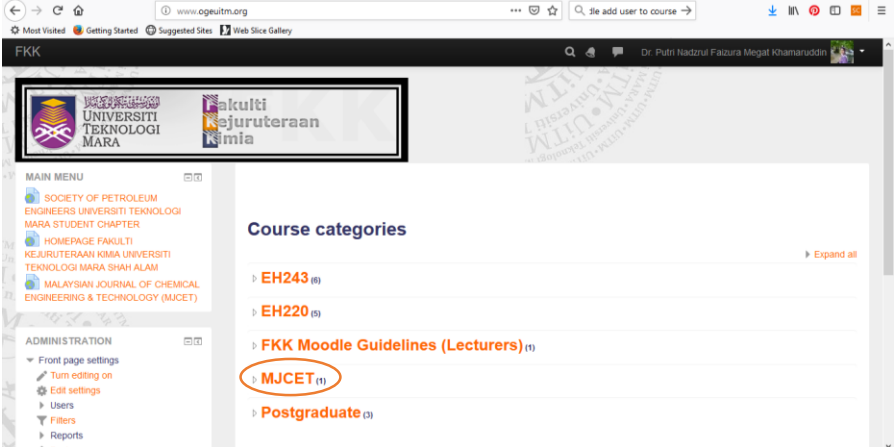
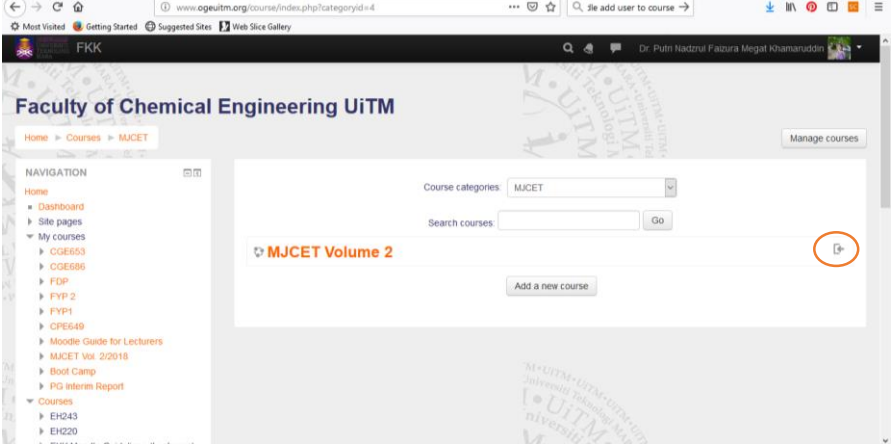
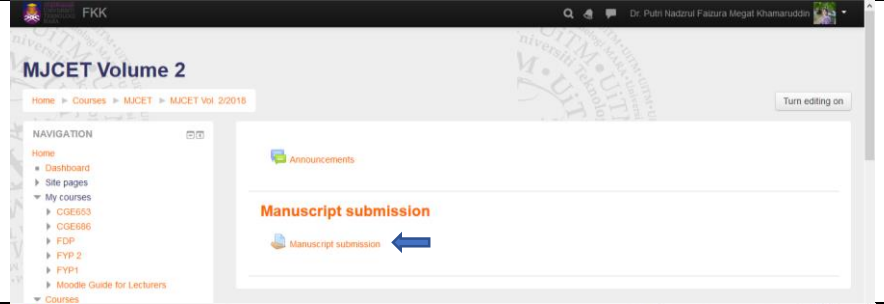
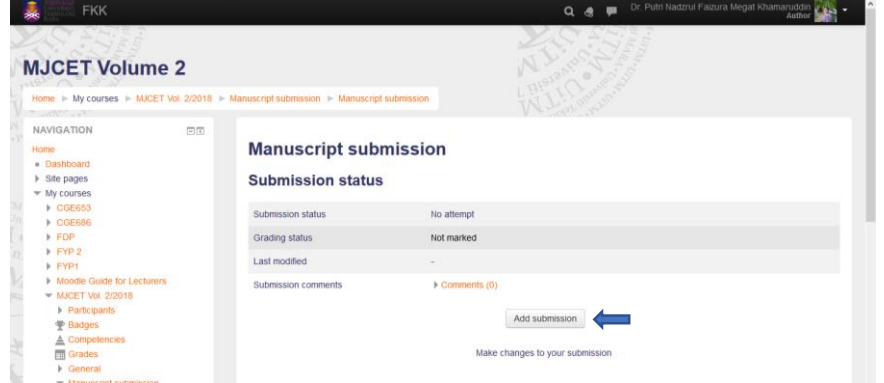
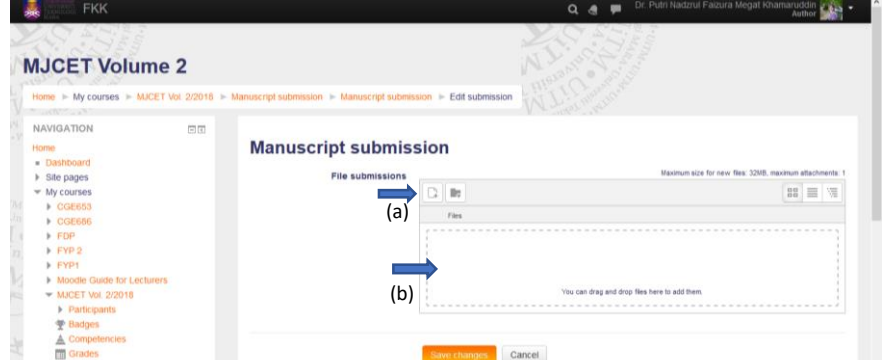


1 Self-enroll for www.ogeuitm.org registered user

Procedure	Screen
<p>1. Log in into www.ogeuitm.org</p>	 <p>The screenshot shows the homepage of the Faculty of Chemical Engineering (FKK) at Universiti Teknologi MARA. A login form is visible on the right side of the page, with fields for Username and Password, and a 'Log in' button. The page also features a main menu and a search bar.</p>
<p>2. Scroll down to find Course categories.</p> <p>3. Select MJCET.</p>	 <p>The screenshot shows the 'Course categories' section of the website. The categories listed are EH243 (6), EH220 (5), FKK Moodle Guidelines (Lecturers) (1), MJCET (1), and Postgraduate (2). The 'MJCET (1)' category is circled in red.</p>
<p>4. Select MJCET Volume X. X refers to the current volume that is open for manuscript submission. In this example, current volume is Volume 2.</p> <p>Click the icon inside the circle.</p>	 <p>The screenshot shows the 'Faculty of Chemical Engineering UiTM' page for the 'MJCET' course. The page displays a search bar and a list of courses. The 'MJCET Volume 2' course is highlighted, and a plus icon inside a circle is visible next to it.</p>

2 Submission of manuscript

Procedure	Screen
1. Click on Manuscript submission .	
2. Click on Add submission .	
3. Click add file (a) Or Drag and drop file in the box (b). 4. Click Save changes .	

And you are done with the submission. Thank you and good luck.